COPYRIGHT ©
This drawing is copyright and issued in confidence. It must not be copied, used or disclosed, in whole or in part, to third parties without written permission. It remains the property of JSA Design Group Ltd whose registered office is Sadler Bridge Studios, Bold Lane, Derby, DE1 3NT and must be returned on request.

NOTES:

1. ALL DIMENSIONS ARE IN MILLIMETERS UNLESS STATED OTHERWISE
2. DO NOT SCALE FROM THIS DRAWING. WORK FROM DIMENSIONS ONLY
3. THIS DRAWING IS TO BE READ IN CONJUNCTION WITH ALL RELEVANT PROJECT DOCUMENTS, ALONG WITH ANY DESIGNS PREPARED BY SPECIALIST SUB-CONTRACTORS AND DESIGNERS
4. ANY DISCREPANCIES ENCOUNTERED ON SITE ARE TO BE REPORTED TO THE ARCHITECT IMMEDIATELY

REVISION NOTES:

REV	DATE	DRAWN	CH'CKED	DESCRIPTION
A	01.10.24	CJW	--	TITLE BLOCK UPDATED

	STRUCT. OPENING		
REF	W	H	COMMENTS
W01	EXTG	EXTG	-
W02	EXTG	EXTG	-
W03	EXTG	EXTG	-

	STRUCT. OPENING		
REF	W	H	COMMENTS
D01	EXTG	EXTG	
D0.1	910	2035	FD30S
D0.2	834	2035	

	STRUCT. OPENING		
REF	W	H	COMMENTS

WINDOW NOTES:

ALL WINDOW TO BE FABRICATED TO SITE DIMENSIONS.

PROVIDE BACKGROUND VENTILATION BY MEANS OF TRICKLE VENTS LOCATED WITHIN EXTERNAL WINDOWS & DOORS.

EXACT VENTILATOR AREA TO BE CALCULATED BY WINDOW MANUFACTURER IN ACCORDANCE WITH TABLE 5.2A OF THE CURRENT BUILDING REGULATIONS A.D. PART F1.

ATTENUATED TRICKLE VENT ONLY FOR THE WINDOWS/DOORS THROUGHOUT

ALL WINDOWS WITH OPENING LIGHTS LESS THAN 800mm ABOVE FFL TO BE FITTED WITH RESTRICTORS TO LIMIT OPENINGS TO MAX 100mm. WHERE MEANS OF ESCAPE REQUIRED, RESTRICTORS TO HAVE OVERRIDE OPTION.

UPPER FLOOR GLAZED PANELS AT LESS THAN 800mm ABOVE FFL TO BE DESIGNED TO RESIST THE RELEVANT PART K HORIZONTAL FORCES REQUIRED FOR FLOOR GUARDING AND CRITICAL GLAZING CONDITION.

TABLE KEY:

MT MOBILITY THRESHOLD
TG TOUGHENED
EW EGRESS WINDOW
OBS OBSCURED GLASS
R RESTRICTOR

LEGEND:

- BLOCKWORK
- PARTITION
- SEPARATING WALL
- PARTY WALL
- PARTY WALL UPGRADE, OR; EXT. WALL (INTERNAL LINING)

WALL NICHE:

ABOVE ALL BED POSITIONS AND SHOWER ENCLOSURES AS BELOW.

ABOVE BEDS - 1350MM CILL LEVEL
300MM HIGH
GENERALLY 1200MM WIDE OR AS INDICATED ON PLAN

SHOWERS - 1200MM CILL LEVEL
250MM HIGH
400MM WIDE
100MM DEEP RECESS OR AS INDICATED ON PLAN
CENTERED ON WALL

GENERAL NOTES:

1. THIS DRAWING SHOULD BE READ IN CONJUNCTION WITH THE STRUCTURAL ENGINEERS DRAWINGS, DETAILS AND SPECIFICATIONS
2. THIS DRAWING WILL REMAIN PRELIMINARY STATUS UNTIL A FIRE STRATEGY HAS BEEN PREPARED AND AGREED WITH A FIRE ENGINEER
3. ALL DIMENSIONS AND LEVELS SHOWN ARE TO BE CHECKED ON SITE PRIOR TO COMMENCEMENT OF THE WORKS
4. RADIATOR SIZES SHOWN INDICATIVELY SUBJECT TO HEAT LOSS CALCULATIONS BY OTHERS
5. PLANNING PERMISSION MAY BE OUTSTANDING AT THE TIME OF THIS DRAWING ISSUE. IT IS THE CLIENTS RESPONSIBILITY TO ENSURE APPROPRIATE PERMISSIONS ARE IN PLACE PRIOR TO CONSTRUCTION
6. CARE MUST BE GIVEN TO THE SEQUENCING OF STRUCTURAL WORKS SO AS NOT TO UNDERMINE THE INTEGRITY OR STABILITY OF THE BUILDING

N

SCALE 1:50 0m 1 2 3 4 5

JSA ARCHITECTS
DIFFERENT. BY DESIGN.
01332 460044 hello@jsa.design www.jsa.design

CLIENT.
STANWELL PROPERTY GROUP LTD

PROJECT TITLE.
FRANCHISE COURT, FRANCHISE STREET, DERBY

DRAWING TITLE.
GROUND FLOOR LAYOUT - NO.6 FRANCHISE ST

SCALE.	SHEET SIZE.	DRAWN.	CHECKED.
1:50	A1	CJW	--

PROJECT REF.	DRAWING NO.	REV.
A23-033	455	A

DATE.	STATUS.
SEPTEMBER 2024	PRELIMINARY

COPYRIGHT ©
This drawing is copyright and issued in confidence. It must not be copied, used or disclosed, in whole or in part, to third parties without written permission. It remains the property of JSA Design Group Ltd whose registered office is Sadler Bridge Studios, Bold Lane, Derby, DE1 3NT and must be returned on request.

NOTES:

1. ALL DIMENSIONS ARE IN MILLIMETERS UNLESS STATED OTHERWISE
2. DO NOT SCALE FROM THIS DRAWING. WORK FROM DIMENSIONS ONLY
3. THIS DRAWING IS TO BE READ IN CONJUNCTION WITH ALL RELEVANT PROJECT DOCUMENTS, ALONG WITH ANY DESIGNS PREPARED BY SPECIALIST SUB-CONTRACTORS AND DESIGNERS
4. ANY DISCREPANCIES ENCOUNTERED ON SITE ARE TO BE REPORTED TO THE ARCHITECT IMMEDIATELY

REVISION NOTES:

REV	DATE	DRAWN	CH'CKED	DESCRIPTION
A	01.10.24	CJW	--	TITLE BLOCK UPDATED

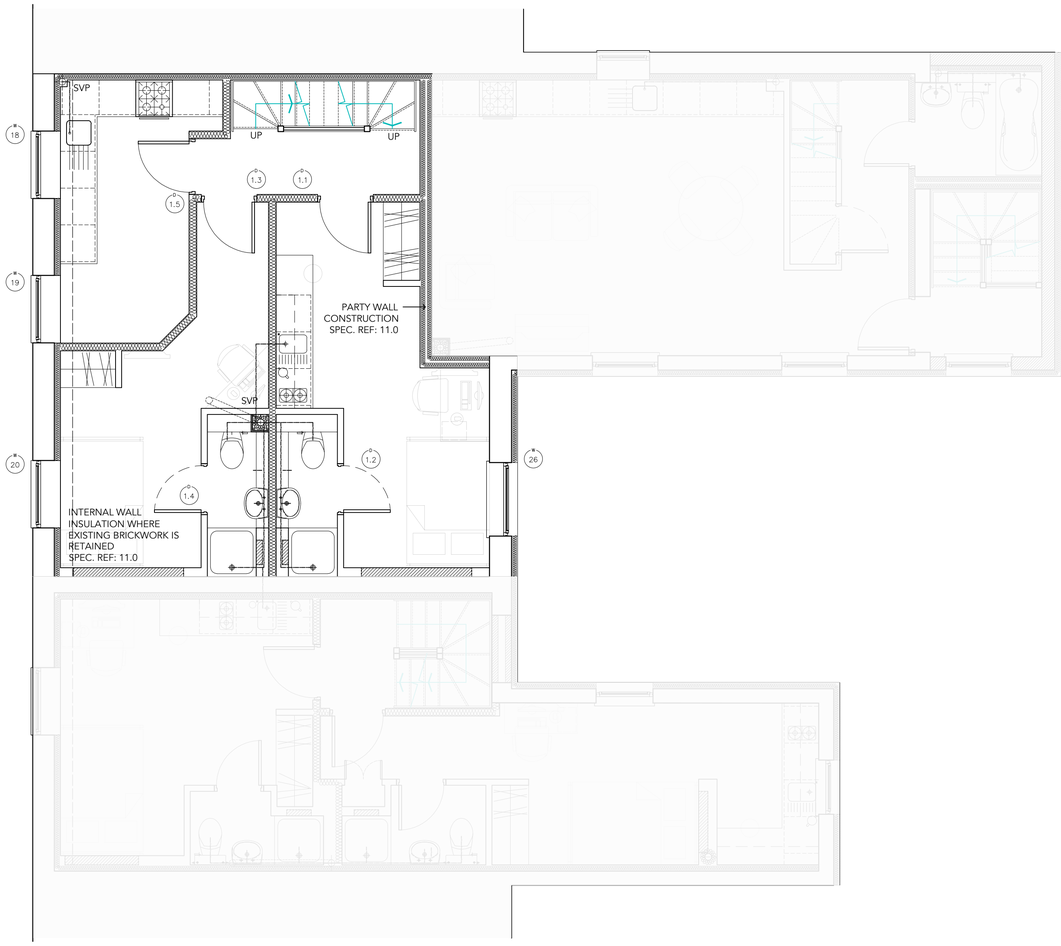

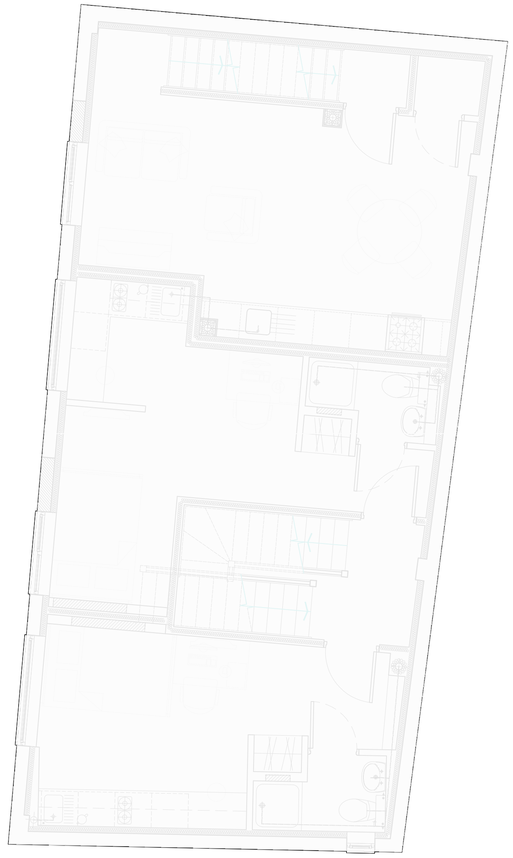

	STRUCT. OPENING		
REF	W	H	COMMENTS
W18	EXTG	EXTG	MOE
W19	EXTG	EXTG	-
W20	EXTG	EXTG	-
W26	EXTG	1300	

	STRUCT. OPENING		
REF	W	H	COMMENTS
D1.1	910	2035	FD30S
D1.2	834	2035	
D1.3	910	2035	FD30S
D1.4	834	2035	
D1.5	910	2035	FD30S

	STRUCT. OPENING		
REF	W	H	COMMENTS

WINDOW NOTES:

ALL WINDOW TO BE FABRICATED TO SITE DIMENSIONS.

PROVIDE BACKGROUND VENTILATION BY MEANS OF TRICKLE VENTS LOCATED WITHIN EXTERNAL WINDOWS & DOORS.

EXACT VENTILATOR AREA TO BE CALCULATED BY WINDOW MANUFACTURER IN ACCORDANCE WITH TABLE 5.2A OF THE CURRENT BUILDING REGULATIONS A.D. PART F1.

ATTENUATED TRICKLE VENT ONLY FOR THE WINDOWS/DOORS THROUGHOUT

ALL WINDOWS WITH OPENING LIGHTS LESS THAN 800mm ABOVE FFL TO BE FITTED WITH RESTRICTORS TO LIMIT OPENINGS TO MAX 100mm. WHERE MEANS OF ESCAPE REQUIRED, RESTRICTORS TO HAVE OVERRIDE OPTION.

UPPER FLOOR GLAZED PANELS AT LESS THAN 800mm ABOVE FFL TO BE DESIGNED TO RESIST THE RELEVANT PART K HORIZONTAL FORCES REQUIRED FOR FLOOR GUARDING AND CRITICAL GLAZING CONDITION.

TABLE KEY:

MT MOBILITY THRESHOLD
TG TOUGHENED
EW EGRESS WINDOW
OBS OBSCURED GLASS
R RESTRICTOR

LEGEND:

- BLOCKWORK
- PARTITION
- SEPARATING WALL
- PARTY WALL
- PARTY WALL UPGRADE, OR; EXT. WALL (INTERNAL LINING)

WALL NICHE:

ABOVE ALL BED POSITIONS AND SHOWER ENCLOSURES AS BELOW.

ABOVE BEDS - 1350MM CILL LEVEL
300MM HIGH
GENERALLY 1200MM WIDE OR AS INDICATED ON PLAN

SHOWERS - 1200MM CILL LEVEL
250MM HIGH
400MM WIDE
100MM DEEP RECESS OR AS INDICATED ON PLAN
CENTERED ON WALL

GENERAL NOTES:

1. THIS DRAWING SHOULD BE READ IN CONJUNCTION WITH THE STRUCTURAL ENGINEERS DRAWINGS, DETAILS AND SPECIFICATIONS
2. THIS DRAWING WILL REMAIN PRELIMINARY STATUS UNTIL A FIRE STRATEGY HAS BEEN PREPARED AND AGREED WITH A FIRE ENGINEER
3. ALL DIMENSIONS AND LEVELS SHOWN ARE TO BE CHECKED ON SITE PRIOR TO COMMENCEMENT OF THE WORKS
4. RADIATOR SIZES SHOWN INDICATIVELY SUBJECT TO HEAT LOSS CALCULATIONS BY OTHERS
5. PLANNING PERMISSION MAY BE OUTSTANDING AT THE TIME OF THIS DRAWING ISSUE. IT IS THE CLIENTS RESPONSIBILITY TO ENSURE APPROPRIATE PERMISSIONS ARE IN PLACE PRIOR TO CONSTRUCTION
6. CARE MUST BE GIVEN TO THE SEQUENCING OF STRUCTURAL WORKS SO AS NOT TO UNDERMINE THE INTEGRITY OR STABILITY OF THE BUILDING

SCALE 1:50 0m 1 2 3 4 5

JSA | ARCHITECTS
DIFFERENT. BY DESIGN.
01332 460044 hello@jsa.design www.jsa.design

CLIENT.
STANWELL PROPERTY GROUP LTD

PROJECT TITLE.
FRANCHISE COURT, FRANCHISE STREET, DERBY

DRAWING TITLE.
FIRST FLOOR LAYOUT - NO.6 FRANCHISE STREET

SCALE.	SHEET SIZE.	DRAWN.	CHECKED.
1:50	A1	CJW	--

PROJECT REF.	DRAWING NO.	REV.
A23-033	456	A

DATE.	STATUS.
SEPTEMBER 2024	PRELIMINARY

COPYRIGHT ©
This drawing is copyright and issued in confidence. It must not be copied, used or disclosed, in whole or in part, to third parties without written permission. It remains the property of JSA Design Group Ltd whose registered office is Sadler Bridge Studios, Bold Lane, Derby, DE1 3NT and must be returned on request.

NOTES:

1. ALL DIMENSIONS ARE IN MILLIMETERS UNLESS STATED OTHERWISE
2. DO NOT SCALE FROM THIS DRAWING. WORK FROM DIMENSIONS ONLY
3. THIS DRAWING IS TO BE READ IN CONJUNCTION WITH ALL RELEVANT PROJECT DOCUMENTS, ALONG WITH ANY DESIGNS PREPARED BY SPECIALIST SUB-CONTRACTORS AND DESIGNERS
4. ANY DISCREPANCIES ENCOUNTERED ON SITE ARE TO BE REPORTED TO THE ARCHITECT IMMEDIATELY

REVISION NOTES:

REV	DATE	DRAWN	CH'CKED	DESCRIPTION
A	01.10.24	CJW	--	TITLE BLOCK UPDATED

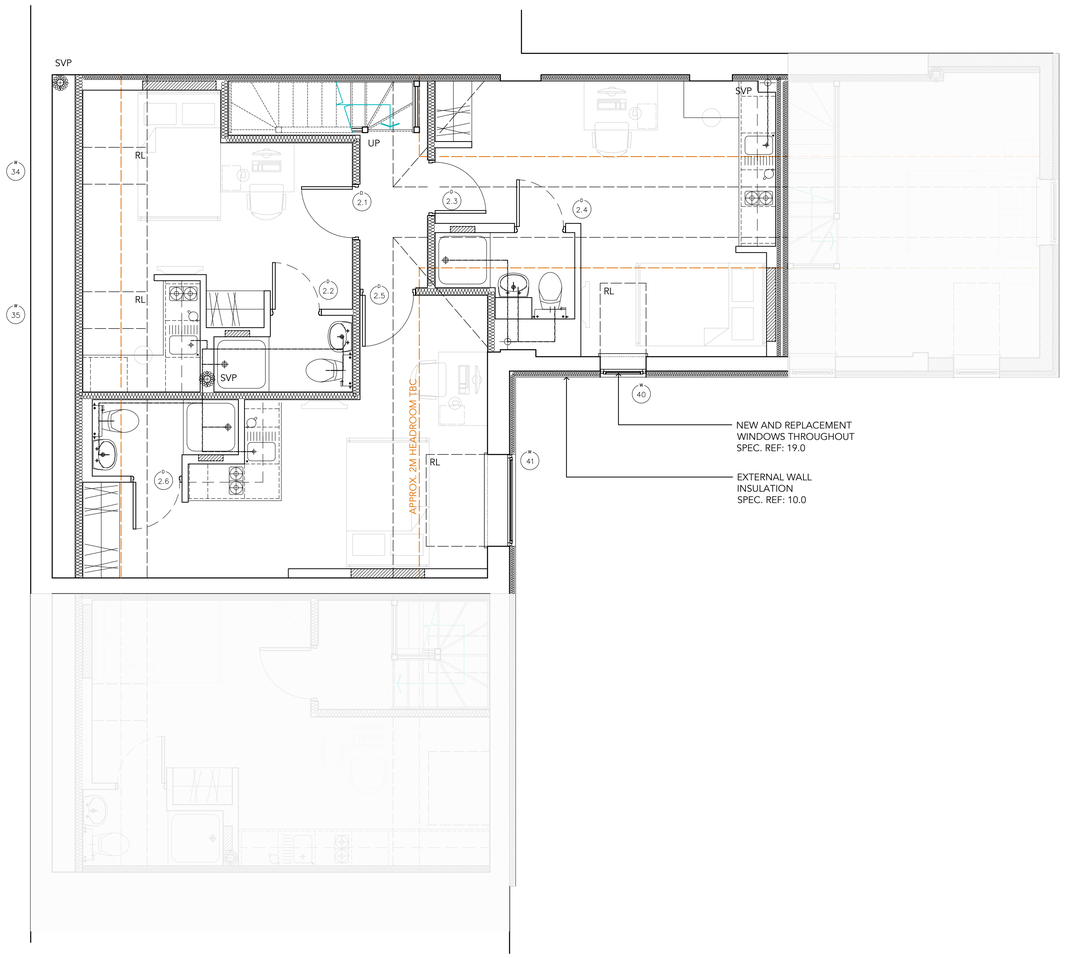

	STRUCT. OPENING		
REF	W	H	COMMENTS
W34	680	1200	ALL TBC
W35	680	1200	ALL TBC
W40	790		ALL TBC
W41	1290		ALL TBC

	STRUCT. OPENING		
REF	W	H	COMMENTS
D2.1	910	2035	FD30S
D2.2	834	2035	
D2.3	910	2035	FD30S
D2.4	834	2035	
D2.5	910	2035	FD30S
D2.6	834	2035	

	STRUCT. OPENING		
REF	W	H	COMMENTS

WINDOW NOTES:

ALL WINDOW TO BE FABRICATED TO SITE DIMENSIONS.

PROVIDE BACKGROUND VENTILATION BY MEANS OF TRICKLE VENTS LOCATED WITHIN EXTERNAL WINDOWS & DOORS.

EXACT VENTILATOR AREA TO BE CALCULATED BY WINDOW MANUFACTURER IN ACCORDANCE WITH TABLE 5.2A OF THE CURRENT BUILDING REGULATIONS A.D. PART F1.

ATTENUATED TRICKLE VENT ONLY FOR THE WINDOWS/DOORS THROUGHOUT

ALL WINDOWS WITH OPENING LIGHTS LESS THAN 800mm ABOVE FFL TO BE FITTED WITH RESTRICTORS TO LIMIT OPENINGS TO MAX 100mm. WHERE MEANS OF ESCAPE REQUIRED, RESTRICTORS TO HAVE OVERRIDE OPTION.

UPPER FLOOR GLAZED PANELS AT LESS THAN 800mm ABOVE FFL TO BE DESIGNED TO RESIST THE RELEVANT PART K HORIZONTAL FORCES REQUIRED FOR FLOOR GUARDING AND CRITICAL GLAZING CONDITION.

TABLE KEY:

MT MOBILITY THRESHOLD
TG TOUGHENED
EW EGRESS WINDOW
OBS OBSCURED GLASS
R RESTRICTOR

LEGEND:

- BLOCKWORK
- PARTITION
- SEPARATING WALL
- PARTY WALL
- PARTY WALL UPGRADE, OR; EXT. WALL (INTERNAL LINING)

WALL NICHE:

ABOVE ALL BED POSITIONS AND SHOWER ENCLOSURES AS BELOW.

ABOVE BEDS - 1350MM CILL LEVEL
300MM HIGH
GENERALLY 1200MM WIDE OR AS INDICATED ON PLAN

SHOWERS - 1200MM CILL LEVEL
250MM HIGH
400MM WIDE
100MM DEEP RECESS OR AS INDICATED ON PLAN
CENTERED ON WALL

GENERAL NOTES:

1. THIS DRAWING SHOULD BE READ IN CONJUNCTION WITH THE STRUCTURAL ENGINEERS DRAWINGS, DETAILS AND SPECIFICATIONS
2. THIS DRAWING WILL REMAIN PRELIMINARY STATUS UNTIL A FIRE STRATEGY HAS BEEN PREPARED AND AGREED WITH A FIRE ENGINEER
3. ALL DIMENSIONS AND LEVELS SHOWN ARE TO BE CHECKED ON SITE PRIOR TO COMMENCEMENT OF THE WORKS
4. RADIATOR SIZES SHOWN INDICATIVELY SUBJECT TO HEAT LOSS CALCULATIONS BY OTHERS
5. PLANNING PERMISSION MAY BE OUTSTANDING AT THE TIME OF THIS DRAWING ISSUE. IT IS THE CLIENTS RESPONSIBILITY TO ENSURE APPROPRIATE PERMISSIONS ARE IN PLACE PRIOR TO CONSTRUCTION
6. CARE MUST BE GIVEN TO THE SEQUENCING OF STRUCTURAL WORKS SO AS NOT TO UNDERMINE THE INTEGRITY OR STABILITY OF THE BUILDING

SCALE 1:50 0m 1 2 3 4 5

JSA | ARCHITECTS
DIFFERENT. BY DESIGN.
01332 460044 hello@jsa.design www.jsa.design

CLIENT.
STANWELL PROPERTY GROUP LTD

PROJECT TITLE.
FRANCHISE COURT, FRANCHISE STREET, DERBY

DRAWING TITLE.
SECOND FLOOR LAYOUT - NO.6 FRANCHISE STREET

SCALE.	SHEET SIZE.	DRAWN.	CHECKED.
1:50	A1	CJW	--

PROJECT REF.	DRAWING NO.	REV.
A23-033	457	A

DATE.	STATUS.
SEPTEMBER 2024	PRELIMINARY